


SYNCHRONOUS LECTURES IN THE STUDY PROCESS



WHAT ARE SYNCHRONOUS LECTURES?

Due to the risks of the Covid-19 virus spreading and taking into consideration our students' safety and health here in Latvia and internationally, who cannot even be present in Latvia, we would like to inform you that students have the **opportunity to participate in lectures online**. These lectures are synchronous lectures, meaning that the traditional face-to-face lecture is being livestreamed according to the [lecture schedule](#).



By connecting to online lectures, the student, just as in face-to-face lectures, can follow what the lecturer says, get acquainted with the study material, ask questions of interest to him, etc. During the lecture, the lecturer and students see and hear each other, participating in the study process. If the lecturer asks a question, students who are in the audience answer in person, while those who participate online can answer via chat. Students can ask questions in the audience by raising their hands, while students can ask questions online by chatting.



WHAT IS REQUIRED TO PARTICIPATE IN THE SYNCHRONOUS LECTURE?

No special digital skills or complex technical equipment is required to participate in such a lecture. Everything is very simple - you need a **computer or any other smart device** with a stable **Internet** connection, a **video camera**, **headphones**, and a **microphone**.



HOW TO JOIN A SYNCHRONOUS LECTURE?



After matriculation, **access information** to the university information system **BATIS is sent to your e-mail**. [Log in to this system](#).



In the section **“Notices”** there will be information from lecturers about the course of each study course.



Each of the **announcements will also include a link** to the online lecture platform *Cisco Webex* if the lecture is also scheduled online. To use the *Cisco Webex* Platform, we recommend that you download it to your phone, computer, or other smart device. You can also use this platform on the [Internet](#). The link will be published at least two days before the beginning of the planned lecture.

The online lecture provides the same experience as regular lecture - you can follow the study material, listen to the lecturer and ask questions.



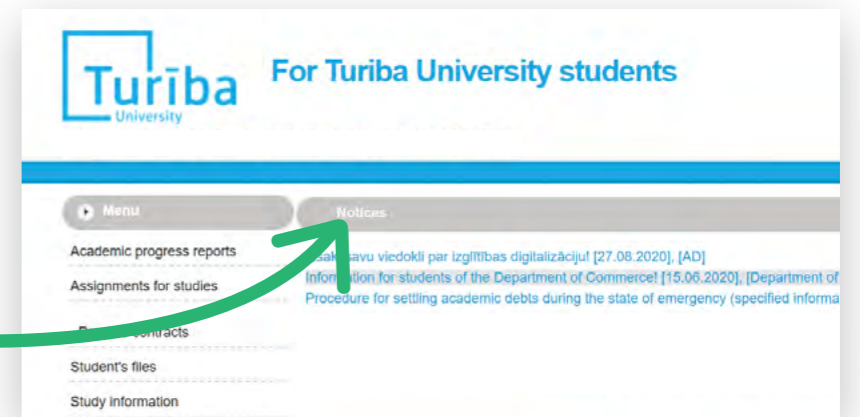
If you are **planning to participate** in the online lecture, please register by 8am of the day of the lecture!



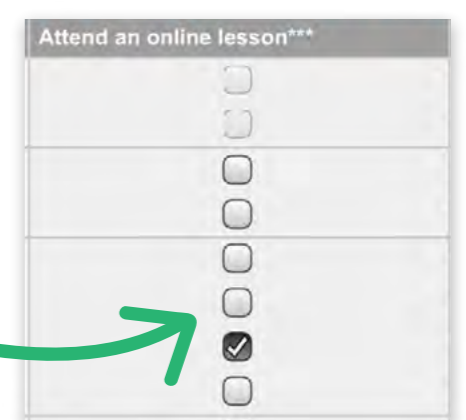
Follow the list of lessons and **open the online lecture link** provided by the teacher about 5-10 minutes before the start of the lecture. For convenience, we recommend using the [Cisco Webex App](#).



To participate in the online lecture, the student **does NOT need to create his / her profile on the Cisco Webex platform**, but when joining the lecture, it is mandatory to enter name/surname as per passport: forename - middle name - surname, as well as the e-mail that you have provided in the BATIS.



Download
Cisco Webex



Enter your information

Name

Email address

Next

HOW TO WORK BETTER IN AN ONLINE LECTURE?

To make the online lecture as valuable and enjoyable as possible for all students (both those in the classroom and those who are online), we invite you to consider some suggestions:

- Pay attention to the **differences in time zones**, if you are not in Latvia! Lecture times will be published in accordance with Eastern European Summer Time (UTC+3)
- **Do not delay** the start of the lecture. Get ready for work and connect in time
- Before the online lecture, **check** that all technical means are in working order
- So that the noises around you do not disturb the other participants of the lecture, **turn off the microphone** when not speaking
- It is recommended to **turn on the camera**, but if there is internet interference, it can be turned off
- If the camera is on, make sure the **background** behind you is **appropriate**
- Use the Cisco Webex **chat** feature to participate in a discussion or ask a question.
- During the lecture you will have the opportunity to **see and hear** the lecturer's presentation
- During the lecture, we invite you **not to do anything else** - be respectful

