

# REMOTE STUDY PROCESS



## WHAT IS REQUIRED TO PARTICIPATE IN THE LECTURES REMOTELY?

No special digital skills or complex technical equipment is required to participate in such a lecture. Everything is very simple - you need a **computer or any other smart device** with a stable **Internet** connection, a **video camera, headphones,** and a **microphone.**



## HOW TO JOIN A LECTURE REMOTELY?



Log in to **BATIS** system.



In the section **“Notices”** there will be information from lecturers about the course of each study course.



Each of the **announcements will also include a link** to the online lecture platform *Cisco Webex*.

To use the *Cisco Webex* Platform, we recommend that you download it to your phone, computer, or other smart device. You can also use this platform on the [Internet](#). The link will be published at least two days before the beginning of the planned lecture.

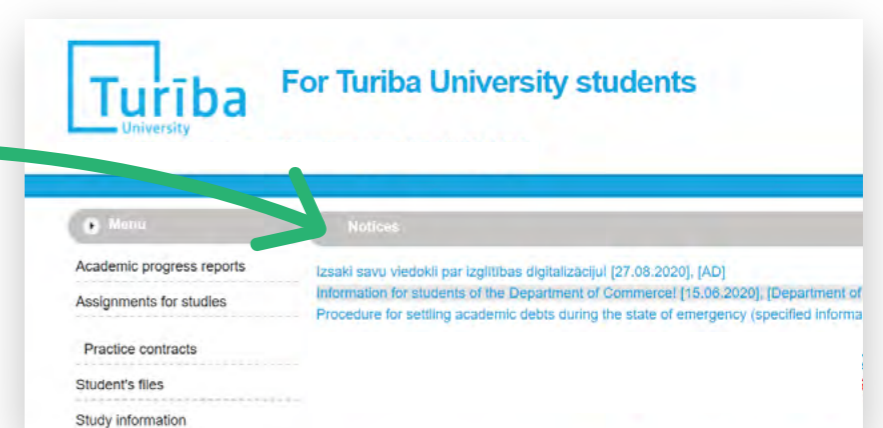
The online lecture provides the same experience as regular lecture - you can follow the study material, listen to the lecturer and ask questions.



Follow the list of lessons and **open the online lecture link** provided by the teacher about 5-10 minutes before the start of the lecture. For convenience, we recommend using the [Cisco Webex App](#).



To participate in the online lecture, the student **does NOT need to create his / her profile on the Cisco Webex platform**, but when joining the lecture, it is mandatory to enter name/surname as per passport: forename - middle name - surname, as well as the e-mail that you have provided in the **BATIS**.



Download  
**Cisco Webex**

Enter your information

Name


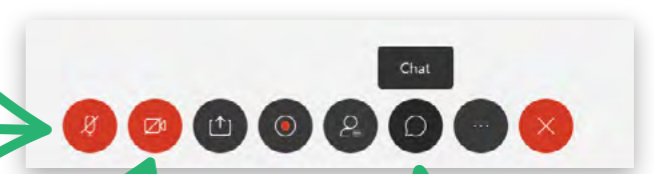
Email address

Next

# HOW TO WORK BETTER IN AN ONLINE LECTURE?

To make the online lecture as valuable and enjoyable as possible for all students (both those in the classroom and those who are online), we invite you to consider some suggestions:

- Pay attention to the **differences in time zones**, if you are not in Latvia! Lecture times will be published in accordance with Eastern European Time (UTC+2)
- **Do not delay** the start of the lecture. Get ready for work and connect in time
- Before the online lecture, **check** that all technical means are in working order
- So that the noises around you do not disturb the other participants of the lecture, **turn off the microphone** when not speaking
- It is recommended to **turn on the camera**, but if there is internet interference, it can be turned off
- If the camera is on, make sure the **background** behind you is **appropriate**
- Use the Cisco Webex **chat** feature to participate in a discussion or ask a question.
- During the lecture you will have the opportunity to **see and hear** the lecturer's presentation
- During the lecture, we invite you **not to do anything else** - be respectful



## HAVE A PLEASANT STUDY PROCESS!

Your *Turiba!*

